

Regulatory Traffic Signs

This section includes the signs that show a road regulation is in place. These must be obeyed. Regulatory signs show the course a driver must follow and an action they are required to take or forbidden to take. They are generally circular and have a red border and black symbols or letters on a white background.



Stop



Yield



Yield



School wardens stop sign



No left turn



No Entry



No right turn



Parking prohibited



Clearway



Max speed limit 30km/h



Taxi Rank



No entry for large vehicles (by reference to weight)



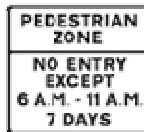
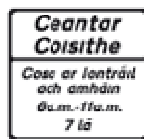
No U-turn



No overtaking











Height restriction













Pedestrianised street



Parking permitted

| | | | |
|---|--------------------------------|---|---|
|  | <p>Max speed limit 50km/h</p> |  | <p>Disc parking plate</p> |
|  | <p>Max speed limit 60km/h</p> |  | <p>Zonal restriction - no parking of large vehicles</p> |
|  | <p>Max speed limit 80km/h</p> |  | <p>End of the restriction zone</p> |
|  | <p>Max speed limit 100km/h</p> | | |
|  | <p>Max speed limit 120km/h</p> | | |

| | |
|---|---|
| <p>Mandatory signs at junctions (white and blue) Indicate the direction traffic must take at junctions are blue and white.</p> | <p>Manual traffic control sign at road works</p> |
|  <p>Turn left ahead</p> |  <p>No entry for pedestrians to tramway</p> |
|  <p>Turn right ahead</p> |  <p>Stop</p> |
|  <p>Turn left</p> |  <p>Either form of Go</p> |
|  <p>Turn right</p> |  <p>or Téigh can be used</p> |
|  <p>Pass either side</p> |  <p>No entry to goods vehicles (by reference to number of axles)</p> |



Straight ahead




Keep right



Keep left

km/h




Electronic variable speed limit sign (tunnel only)



In a tunnel goods vehicles cannot use right-hand lane (by reference to number of axles)



Electronic periodic speed limit sign



Electronic periodic speed limit sign at school




Ach Amháin Tramanna

EXCEPT TRAMS

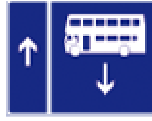
Tram only street




With flow bus lane on left



With flow bus lane on right



Contra flow bus lane



Tram lane on left



Tram lane on right



Rann Rothar
CYCLE TRACK

Start of cycle track



Crioch
END

End of cycle track



Ach amháin Tramanna agus Rochtain
EXCEPT TRAMS AND ACCESS

Tram and access only street



Ach Amháin Busanna

EXCEPT BUSES

Bus only street